

16 200m Backstroke Men Final

Official

Entries

Heats

Summary



Total





















13 years























14 years

15 years

16 and older


Rank	Competitor	Age	Club	RT	PTS	Result
1	Hewertson Toby	17	North Shore...	0.76		2:15.02 -4.61 Entry: 2:19.63
	25m: 15.01	50m: 30.90 (15.89)	75m: 48.13 (17.23)			
	100m: 1:05.26 (17.13)	125m: 1:23.18 (17.92)	150m: 1:40.62 (17.44)			
	175m: 1:58.01 (17.39)	200m: 2:15.02 (17.01)				
2	Collins Lachlan	15	St Paul's S...	0.57		2:18.50 -13.08 Entry: 2:31.58
	25m: 15.25	50m: 31.80 (16.55)	75m: 48.94 (17.14)			
	100m: 1:06.28 (17.34)	125m: 1:23.95 (17.67)	150m: 1:42.18 (18.23)			
	175m: 2:00.64 (18.46)	200m: 2:18.50 (17.86)				
3	Calder-Kerr Maxwell	15	Ice Breaker ...	0.77		2:19.74 -6.38 Entry: 2:26.12
	25m: 15.60	50m: 32.42 (16.82)	75m: 50.40 (17.98)			
	100m: 1:08.38 (17.98)	125m: 1:26.65 (18.27)	150m: 1:44.99 (18.34)			
	175m: 2:02.76 (17.77)	200m: 2:19.74 (16.98)				
4	Brown Kaleb	17	Aquagym S...	0.73		2:21.15 -0.88 Entry: 2:22.03
	25m: 16.26	50m: 33.18 (16.92)	75m: 50.90 (17.72)			
	100m: 1:08.84 (17.94)	125m: 1:26.92 (18.08)	150m: 1:45.04 (18.12)			
	175m: 2:03.38 (18.34)	200m: 2:21.15 (17.77)				
5	Phillips Murdoch	17	Coast Swim...	0.66		2:22.27 -6.56 Entry: 2:28.83
	25m: 15.48	50m: 32.50 (17.02)	75m: 49.74 (17.24)			
	100m: 1:08.23 (18.49)	125m: 1:26.48 (18.25)	150m: 1:45.44 (18.96)			
	175m: 2:04.32 (18.88)	200m: 2:22.27 (17.95)				
6	McElrea Alexander	14	Pirates Swi...	0.78		2:22.35 -7.95 Entry: 2:30.30
	25m: 15.92	50m: 32.79 (16.87)	75m: 50.77 (17.98)			
	100m: 1:08.76 (17.99)	125m: 1:27.40 (18.64)	150m: 1:46.19 (18.79)			
	175m: 2:04.49 (18.30)	200m: 2:22.35 (17.86)				
7	Delamare Samuel	15	Coast Swim...	0.81		2:22.46 -2.00 Entry: 2:24.46
	25m: 15.05	50m: 30.98 (15.93)	75m: 48.86 (17.88)			
	100m: 1:07.21 (18.35)	125m: 1:25.89 (18.68)	150m: 1:44.85 (18.96)			
	175m: 2:04.29 (19.44)	200m: 2:22.46 (18.17)				
8	Woods Zac	17	Waimea Sw...	0.65		2:22.74 +2.94 Entry: 2:19.80
	25m: 15.84	50m: 32.49 (16.65)	75m: 50.16 (17.67)			
	100m: 1:08.37 (18.21)	125m: 1:26.78 (18.41)	150m: 1:46.29 (19.51)			
	175m: 2:05.37 (19.08)	200m: 2:22.74 (17.37)				
9	Ng Jayden	15	Porirua City...	0.61		2:24.59 +0.34 Entry: 2:24.25
	25m: 16.24	50m: 33.55 (17.31)	75m: 51.63 (18.08)			

	100m: 1:09.97 (18.34) 175m: 2:06.41 (19.14)	125m: 1:28.73 (18.76) 200m: 2:24.59 (18.18)	150m: 1:47.27 (18.54)		
10	 Chapman Kain	16	 Waterhole ...	0.71	2:24.85 +1.58 Entry: 2:23.27
	25m: 16.05 100m: 1:10.39 (19.24) 175m: 2:07.42 (18.67)	50m: 33.21 (17.16) 125m: 1:29.36 (18.97) 200m: 2:24.85 (17.43)	75m: 51.15 (17.94) 150m: 1:48.75 (19.39)		
11	 Atis-Viray Seann	15	 Manurewa ...	0.56	2:25.35 +1.82 Entry: 2:23.53
	25m: 15.29 100m: 1:08.50 (18.42) 175m: 2:06.02 (19.48)	50m: 32.15 (16.86) 125m: 1:27.29 (18.79) 200m: 2:25.35 (19.33)	75m: 50.08 (17.93) 150m: 1:46.54 (19.25)		
12	 Phillips Arian	15	 Coast Swim...	0.65	2:25.70 -2.55 Entry: 2:28.25
	25m: 15.80 100m: 1:10.29 (19.24) 175m: 2:08.23 (19.31)	50m: 33.03 (17.23) 125m: 1:29.49 (19.20) 200m: 2:25.70 (17.47)	75m: 51.05 (18.02) 150m: 1:48.92 (19.43)		
13	 Te Anga Kayden	17	 Pukekohe S...	0.92	2:26.14 +2.32 Entry: 2:23.82
	25m: 16.65 100m: 1:12.24 (19.13) 175m: 2:08.10 (18.57)	50m: 34.75 (18.10) 125m: 1:30.60 (18.36) 200m: 2:26.14 (18.04)	75m: 53.11 (18.36) 150m: 1:49.53 (18.93)		
14	 Bishop Quin	15	 Stratford FI...	0.71	2:26.45 -0.70 Entry: 2:27.15
	25m: 16.16 100m: 1:09.60 (18.36) 175m: 2:07.64 (19.46)	50m: 33.41 (17.25) 125m: 1:28.48 (18.88) 200m: 2:26.45 (18.81)	75m: 51.24 (17.83) 150m: 1:48.18 (19.70)		
15	 Harris Lewis	14	 Selwyn Swi...	0.63	2:26.49 -3.66 Entry: 2:30.15
	25m: 16.34 100m: 1:10.67 (18.79) 175m: 2:07.96 (19.10)	50m: 33.78 (17.44) 125m: 1:29.63 (18.96) 200m: 2:26.49 (18.53)	75m: 51.88 (18.10) 150m: 1:48.86 (19.23)		
16	 Donaldson Zac	14	 Coast Swim...	0.67	2:26.59 -5.57 Entry: 2:32.16
	25m: 16.20 100m: 1:10.70 (18.71) 175m: 2:08.44 (19.40)	50m: 33.70 (17.50) 125m: 1:29.88 (19.18) 200m: 2:26.59 (18.15)	75m: 51.99 (18.29) 150m: 1:49.04 (19.16)		
17	 Thompson Nico	15	 Ashburton ...	0.63	2:28.71 -2.18 Entry: 2:30.89
	25m: 16.16 100m: 1:11.87 (19.16) 175m: 2:10.69 (19.85)	50m: 33.85 (17.69) 125m: 1:31.34 (19.47) 200m: 2:28.71 (18.02)	75m: 52.71 (18.86) 150m: 1:50.84 (19.50)		
18	 Verran Quinn	14	 Blenheim S...	0.77	2:29.15 +2.22 Entry: 2:26.93
	25m: 16.48 100m: 1:11.30 (19.06) 175m: 2:10.27 (20.02)	50m: 33.77 (17.29) 125m: 1:30.71 (19.41) 200m: 2:29.15 (18.88)	75m: 52.24 (18.47) 150m: 1:50.25 (19.54)		
19	 Zhao Brayden	13	 Coast Swim...	0.67	2:29.62 -4.88 Entry: 2:34.50
	25m: 16.50 100m: 1:10.20 (18.77) 175m: 2:10.10 (20.12)	50m: 33.55 (17.05) 125m: 1:29.90 (19.70) 200m: 2:29.62 (19.52)	75m: 51.43 (17.88) 150m: 1:49.98 (20.08)		

20	 Botes Phoenix	13	 Napier Aqu...	0.67	2:30.67 -4.93 Entry: 2:35.60
	25m: 17.43	50m: 36.39 (18.96)	75m: 55.54 (19.15)		
	100m: 1:14.69 (19.15)	125m: 1:34.18 (19.49)	150m: 1:53.42 (19.24)		
	175m: 2:12.59 (19.17)	200m: 2:30.67 (18.08)			
21	 Dixon Levi	13	 Liz van Weli...	0.73	2:31.61 -9.33 Entry: 2:40.94
	25m: 17.18	50m: 35.91 (18.73)	75m: 55.79 (19.88)		
	100m: 1:16.12 (20.33)	125m: 1:35.17 (19.05)	150m: 1:54.39 (19.22)		
	175m: 2:13.48 (19.09)	200m: 2:31.61 (18.13)			
22	 Roulston Declan	13	 Hokonui Aq...	0.62	2:32.01 -5.60 Entry: 2:37.61
	25m: 16.37	50m: 35.27 (18.90)	75m: 54.30 (19.03)		
	100m: 1:13.59 (19.29)	125m: 1:32.99 (19.40)	150m: 1:53.67 (20.68)		
	175m: 2:13.43 (19.76)	200m: 2:32.01 (18.58)			
23	 Peris Sheehan	14	 Waterhole ...	0.65	2:32.61 +0.01 Entry: 2:32.60
	25m: 16.61	50m: 35.58 (18.97)	75m: 54.50 (18.92)		
	100m: 1:14.52 (20.02)	125m: 1:34.75 (20.23)	150m: 1:54.02 (19.27)		
	175m: 2:13.78 (19.76)	200m: 2:32.61 (18.83)			
24	 Zhang Calvin	14	 Parnell Swi...	0.62	2:33.33 +3.14 Entry: 2:30.19
	25m: 17.55	50m: 36.18 (18.63)	75m: 55.51 (19.33)		
	100m: 1:14.83 (19.32)	125m: 1:34.79 (19.96)	150m: 1:54.77 (19.98)		
	175m: 2:14.21 (19.44)	200m: 2:33.33 (19.12)			
25	 Meads Zack	16	 Pukekohe S...	0.65	2:33.43 +7.67 Entry: 2:25.76
	25m: 17.34	50m: 35.23 (17.89)	75m: 53.82 (18.59)		
	100m: 1:12.87 (19.05)	125m: 1:32.35 (19.48)	150m: 1:52.36 (20.01)		
	175m: 2:12.52 (20.16)	200m: 2:33.43 (20.91)			
26	 Hodge Oscar	13	 Pirates Swi...	0.71	2:35.29 -4.15 Entry: 2:39.44
	25m: 17.85	50m: 36.50 (18.65)	75m: 56.07 (19.57)		
	100m: 1:16.34 (20.27)	125m: 1:36.97 (20.63)	150m: 1:57.44 (20.47)		
	175m: 2:17.15 (19.71)	200m: 2:35.29 (18.14)			
27	 Brown Aydan	13	 Selwyn Swi...	0.65	2:36.64 -2.30 Entry: 2:38.94
	25m: 17.05	50m: 35.53 (18.48)	75m: 55.01 (19.48)		
	100m: 1:15.04 (20.03)	125m: 1:35.56 (20.52)	150m: 1:56.13 (20.57)		
	175m: 2:16.82 (20.69)	200m: 2:36.64 (19.82)			
28	 Cole Archie	13	 Heretaunga...	0.76	2:36.66 -4.54 Entry: 2:41.20
	25m: 17.51	50m: 36.83 (19.32)	75m: 56.68 (19.85)		
	100m: 1:16.89 (20.21)	125m: 1:37.18 (20.29)	150m: 1:58.17 (20.99)		
	175m: 2:18.15 (19.98)	200m: 2:36.66 (18.51)			
29	 Christoffersen William	13	 North Shor...	0.72	2:37.85 -3.72 Entry: 2:41.57
	25m: 17.51	50m: 36.89 (19.38)	75m: 56.25 (19.36)		
	100m: 1:16.41 (20.16)	125m: 1:36.82 (20.41)	150m: 1:57.65 (20.83)		
	175m: 2:18.27 (20.62)	200m: 2:37.85 (19.58)			
30	 Smith Will	13	 Liz van Weli...	0.62	2:38.46 +2.61 Entry: 2:35.85

25m: 17.89	50m: 37.03 (19.14)	75m: 56.93 (19.90)
100m: 1:17.26 (20.33)	125m: 1:38.02 (20.76)	150m: 1:58.68 (20.66)
175m: 2:19.29 (20.61)	200m: 2:38.46 (19.17)	


31  **Winder Marlow**

16  **North Shore...** 0.80

2:39.58 +16.06
Entry: 2:23.52

25m: 16.25	50m: 34.35 (18.10)	75m: 53.36 (19.01)
100m: 1:13.49 (20.13)	125m: 1:34.91 (21.42)	150m: 1:56.71 (21.80)
175m: 2:18.37 (21.66)	200m: 2:39.58 (21.21)	

32  **Jackson Mason**

13  **Papamoa S...** 0.65

2:43.66 -1.09
Entry: 2:44.75

25m: 17.96	50m: 37.95 (19.99)	75m: 58.59 (20.64)
100m: 1:20.16 (21.57)	125m: 1:41.01 (20.85)	150m: 2:02.56 (21.55)
175m: 2:23.49 (20.93)	200m: 2:43.66 (20.17)	